


CYL540 Datasheet

CYLINDER REGULATOR ASSEMBLIES



● Gas ● Liquid | ● Diaphragm ● Piston | ● Self-Venting ● Non-Venting | Max Inlet: 550 bar (7,975 psi) | Max Outlet: 414 bar (6,000 psi) | Cv 0.1



INTRODUCING THE CYL540...

The CYL540 pressure regulator is a single-stage gas cylinder regulator. It is supplied as standard with a bottle connector and full safety pattern gauges. Optional relief valve and isolation valves may be added.

Using our ordering system on page 4, customers can effectively design their own assembly to suit their individual application requirements.

The CYL540 incorporates the LF540 regulator - further details may be found on the LF540 datasheet.

SPECIFICATION

Max. Rated Inlet Pressure	550 bar (7,975 psi)
Outlet Ranges	Up to 414 bar (6,000 psi)
Design Proof Pressure	150% max. working pressure
Seat Leakage	In accordance with ANSI/FCI 70-3
Weight	kg (lbs)

STANDARD MATERIALS OF CONSTRUCTION

PART	MATERIALS
Body and Bonnet	ASTM A479 316/316L Stainless Steel (UNS S31600/S31603)
Main Valve Pin	ASTM A479 316/316L Stainless Steel
Soft Seat	PEEK™ (450G)
Valve Spring	AISI 316 S42 Stainless Steel
Piston	ASTM A479 316/316L Stainless Steel
Handwheel	Nylon
O-Rings	FKM/FPM (Viton)
Loading Spring	Silicon Chrome Wire (EN 10270-2)
Filter	40 Microns
Gauges*	ASTM A479 316/316L Stainless Steel

Note: Pressure regulator rating may be limited by connection type, Cv and/or seat material. Contact the office for specific pressure or temperature requirements.
Note: Gauge options for higher/lower operating temperatures may be available upon request.

FEATURES AND BENEFITS

1 COMPACT DESIGN

Design assembly to suit customers' requirements.

2 SELF- OR NON-VENTING

Versatile use for a range of applications.

3 40 MICRON INLET FILTER

Soft seat protection from cylinder contamination.

4 PISTON SENSING ELEMENT

Perfect for use in challenging conditions.

Product availability and specifications contained herein are subject to change without notice. Consult local distributor or factory for potential revisions and/or service related issues.
Pressure Tech Ltd support with product selection recommendations only - it is the users responsibility to ensure the product is suitable for their specific application requirements.



PRESSURE TECH LTD

Unit 24, Graphite Way, Hadfield, Glossop, Derbyshire, UK, SK13 1QH

+44 (0)1457 899 307 | sales@pressure-tech.com | www.pressure-tech.com

DESIGNED, MANUFACTURED AND BUILT IN THE UK

© 2024 Pressure Tech Ltd. All Rights Reserved.

160824

PAGE:
1 OF 4

CYL540 Datasheet

CYLINDER REGULATOR ASSEMBLIES



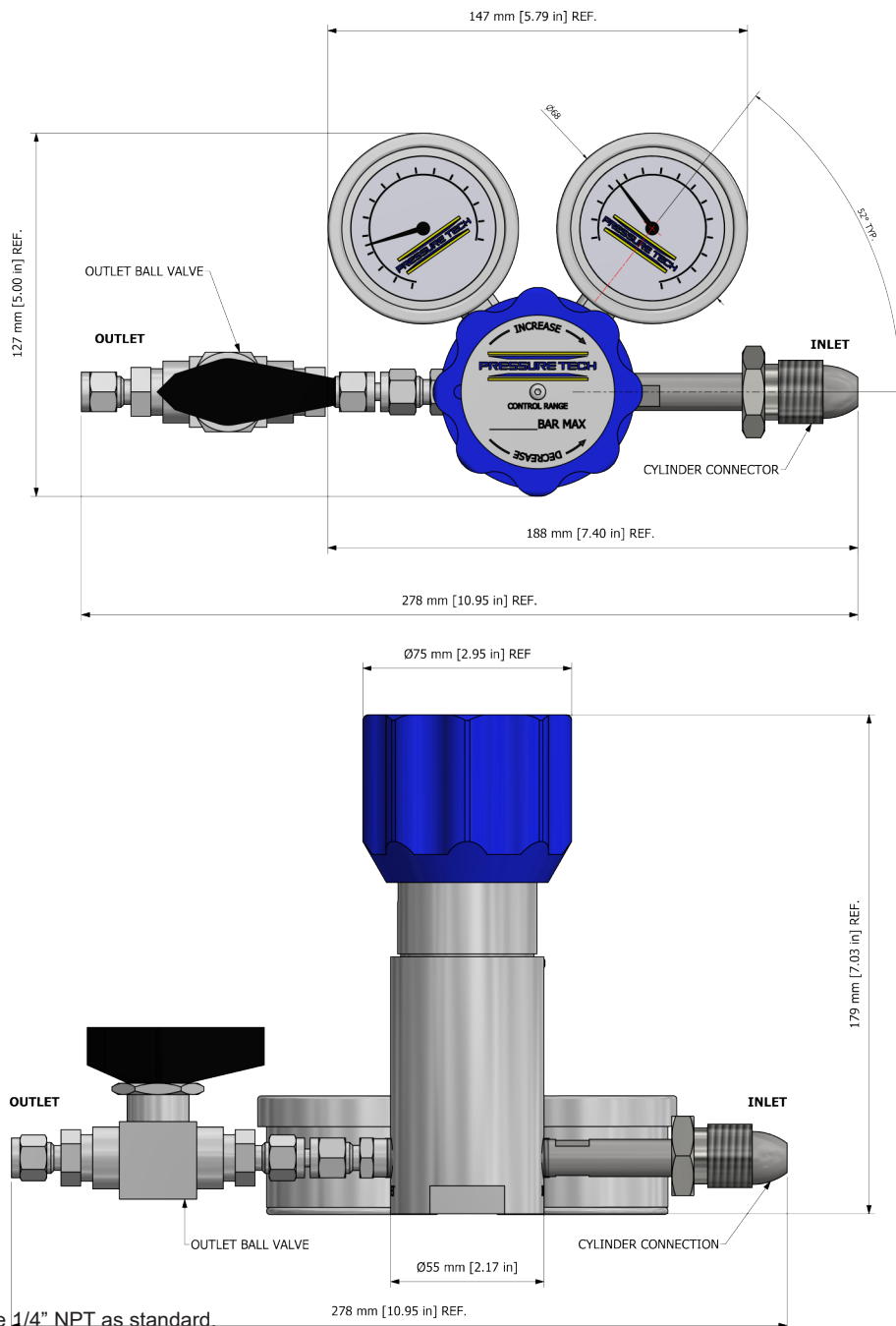
☒ Gas ☒ Liquid | ☒ Diaphragm ☒ Piston | ☒ Self-Venting ☒ Non-Venting | Max Inlet: 550 bar (7,975 psi) | Max Outlet: 414 bar (6,000 psi) | Cv 0.1

DRAWINGS AND INSTALLATION DIMENSIONS

For cross-section of regulator, please refer to LF540 datasheet.

Dimensions shown for standard configurations only – please contact the office for other options.

'AV' PORTING



Note:
All gauge ports are 1/4" NPT as standard.

Product availability and specifications contained herein are subject to change without notice. Consult local distributor or factory for potential revisions and/or service related issues.
Pressure Tech Ltd support with product selection recommendations only - it is the users responsibility to ensure the product is suitable for their specific application requirements.



PRESSURE TECH LTD

Unit 24, Graphite Way, Hadfield, Glossop, Derbyshire, UK, SK13 1QH

+44 (0)1457 899 307 | sales@pressure-tech.com | www.pressure-tech.com

DESIGNED, MANUFACTURED AND BUILT IN THE UK

© 2024 Pressure Tech Ltd. All Rights Reserved.

160824

PAGE:
2 OF 4

CYL540 Datasheet

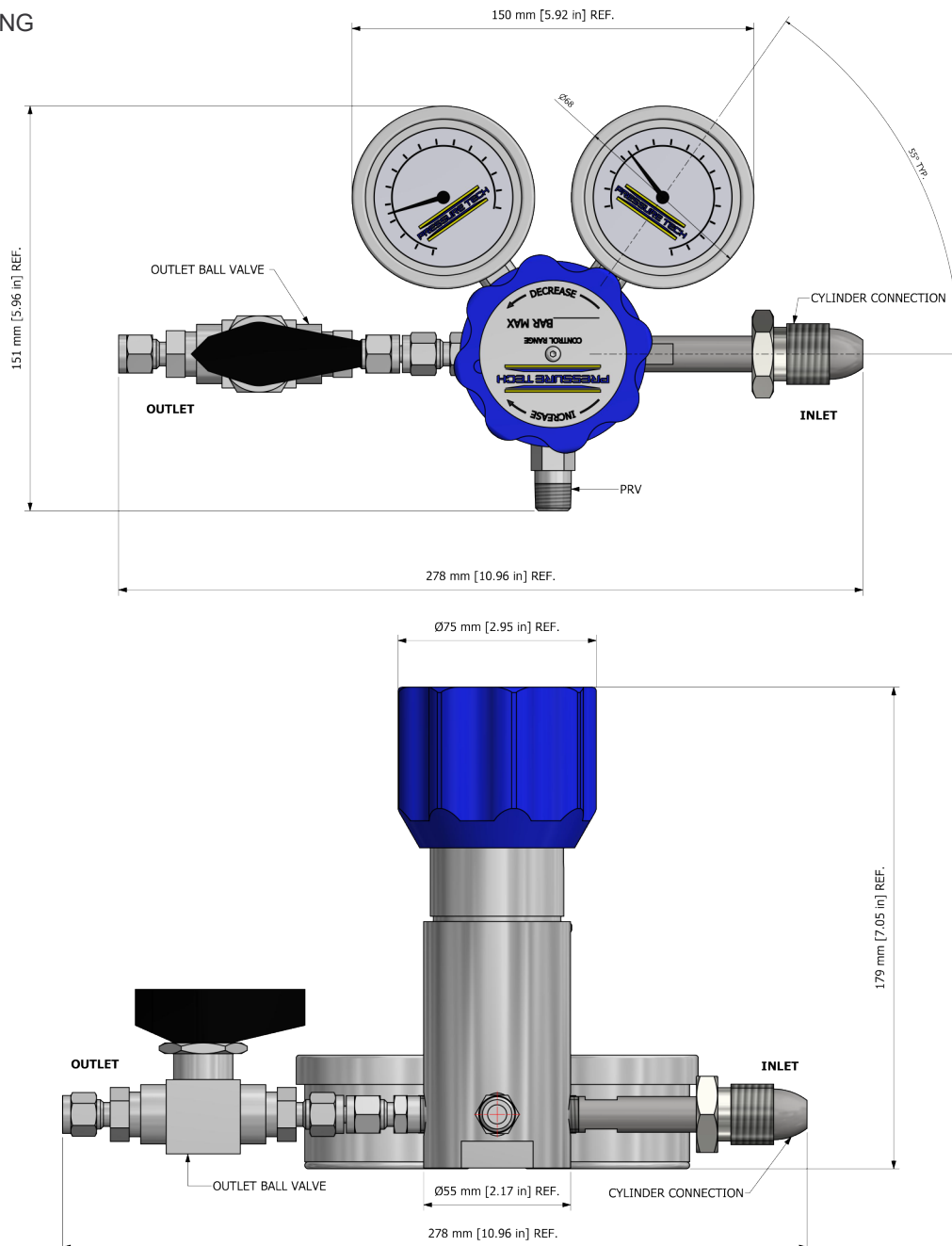
CYLINDER REGULATOR ASSEMBLIES



☒ Gas ☒ Liquid | ☒ Diaphragm ☒ Piston | ☒ Self-Venting ☒ Non-Venting | Max Inlet: 550 bar (7,975 psi) | Max Outlet: 414 bar (6,000 psi) | Cv 0.1

CONTINUED...

'RV' PORTING



FLOW CURVE

Please contact the office for further information.

Product availability and specifications contained herein are subject to change without notice. Consult local distributor or factory for potential revisions and/or service related issues. Pressure Tech Ltd support with product selection recommendations only - it is the users responsibility to ensure the product is suitable for their specific application requirements.



PRESSURE TECH LTD

Unit 24, Graphite Way, Hadfield, Glossop, Derbyshire, UK, SK13 1QH

+44 (0)1457 899 307 | sales@pressure-tech.com | www.pressure-tech.com

DESIGNED, MANUFACTURED AND BUILT IN THE UK

© 2024 Pressure Tech Ltd. All Rights Reserved.

160824

PAGE:
3 OF 4

CYL540 Datasheet

CYLINDER REGULATOR ASSEMBLIES



● Gas ● Liquid | ● Diaphragm ● Piston | ● Self-Venting ● Non-Venting | Max Inlet: 550 bar (7,975 psi) | Max Outlet: 414 bar (6,000 psi) | Cv 0.1

ORDERING INFORMATION

To build a Pressure Tech part number, simply combine the characters identified below in sequence:

CYL540	SS3	S	50S	N	02N	A	SV	XXX
REGULATOR CYL540								MODIFICATIONS* Contact the office for information.
TYPE SS – Single-Stage								VENTING NV – Non-Venting SV – Self-Venting
BOTTLE CONNECTOR*** 3 – BS341 No. 3 Connector 4 – BS341 No. 4 Connector								PORTING CONFIGURATION A – Fitted with inlet/outlet gauges only R – Fitted with inlet/outlet gauges & relief valve AV – Fitted with inlet/outlet gauges & outlet ball valve RV – Fitted with inlet/outlet gauges, relief valve & outlet ball valve
BODY MATERIAL** S – ASTM A479 316/316L Stainless Steel								OUTLET CONNECTION** 02N – 1/4" NPT
CONTROL PRESSURE 50 – Up to 50 bar (725 psi) 100 – Up to 100 bar (1,450 psi) 200 – Up to 200 bar (2,900 psi) 414 – Up to 414 bar (6,000 psi)								O-RING MATERIAL** N – NBR V – FKM/FPM E – EPDM
LOADING MECHANISM S – Spring-Loaded								

OPTIONAL EXTRAS

	PART NUMBER	DESCRIPTION
Service Kit	SRK-LF540...	Various options available

Note: Ancillary equipment also available

TRADEMARKS: Inconel® is a registered trademark of Inco Alloys International
PEEK™ is a trademark of Victrex PLC

* Where applicable

** Other materials/connections may be available

*** Bottle connectors are supplied as standard. They are available to meet BS341, DIN477, CGA and other specifications

Product availability and specifications contained herein are subject to change without notice. Consult local distributor or factory for potential revisions and/or service related issues.
Pressure Tech Ltd support with product selection recommendations only - it is the users responsibility to ensure the product is suitable for their specific application requirements.



PRESSURE TECH LTD

Unit 24, Graphite Way, Hadfield, Glossop, Derbyshire, UK, SK13 1QH

+44 (0)1457 899 307 | sales@pressure-tech.com | www.pressure-tech.com

DESIGNED, MANUFACTURED AND BUILT IN THE UK

© 2024 Pressure Tech Ltd. All Rights Reserved.

160824

PAGE:
4 OF 4